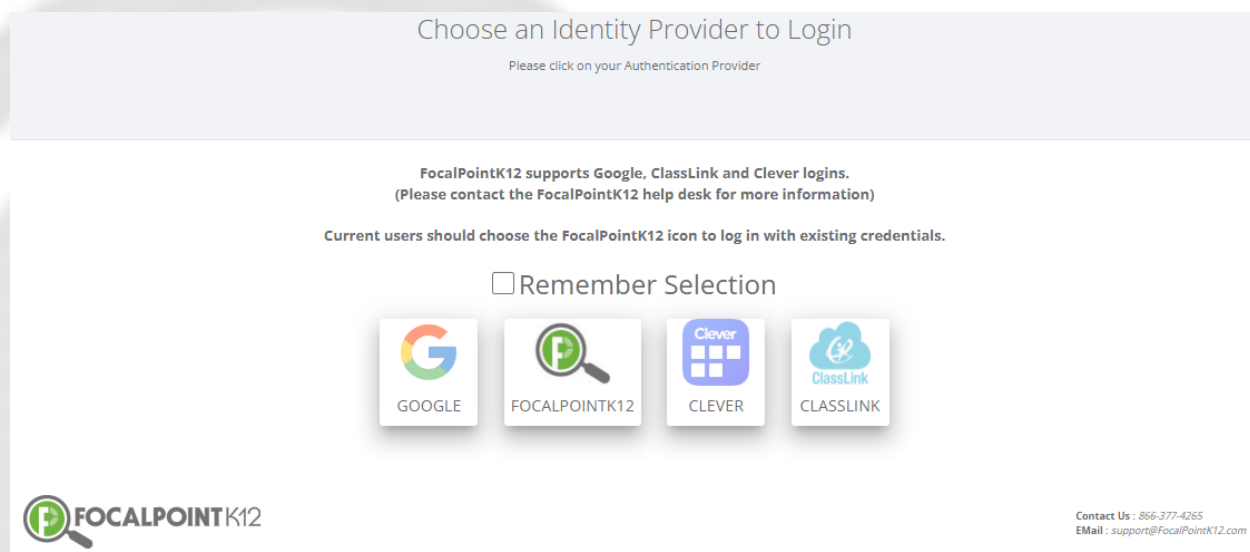


Logging Into FocalPoint

Goal - Users will be able to successfully login to FocalPoint

How To Log Into FocalPoint

- 1 Follow the link in the initial email, or navigate to lms.backpack.education




Choose an Identity Provider to Login


Please click on your Authentication Provider

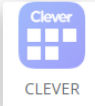
FocalPointK12 supports Google, ClassLink and Clever logins.
(Please contact the FocalPointK12 help desk for more information)


Current users should choose the FocalPointK12 icon to log in with existing credentials.


☐ Remember Selection

 **GOOGLE**

 **FOCALPOINTK12**

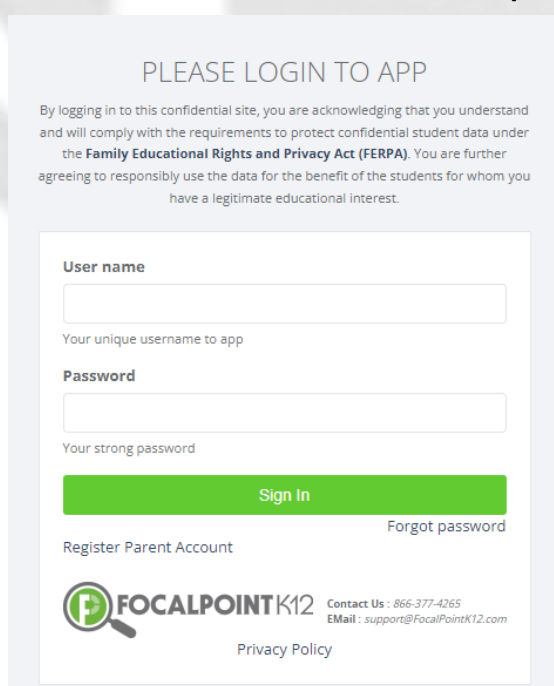
 **CLEVER**

 **CLASSLINK**

 **FOCALPOINTK12**

Contact Us : 866-377-4265
Email : support@FocalPointK12.com

- 2 Select the 'FOCALPOINTK12' option



PLEASE LOGIN TO APP

By logging in to this confidential site, you are acknowledging that you understand and will comply with the requirements to protect confidential student data under the **Family Educational Rights and Privacy Act (FERPA)**. You are further agreeing to responsibly use the data for the benefit of the students for whom you have a legitimate educational interest.

User name

Your unique username to app


Password

Your strong password

Sign In

[Forgot password](#)

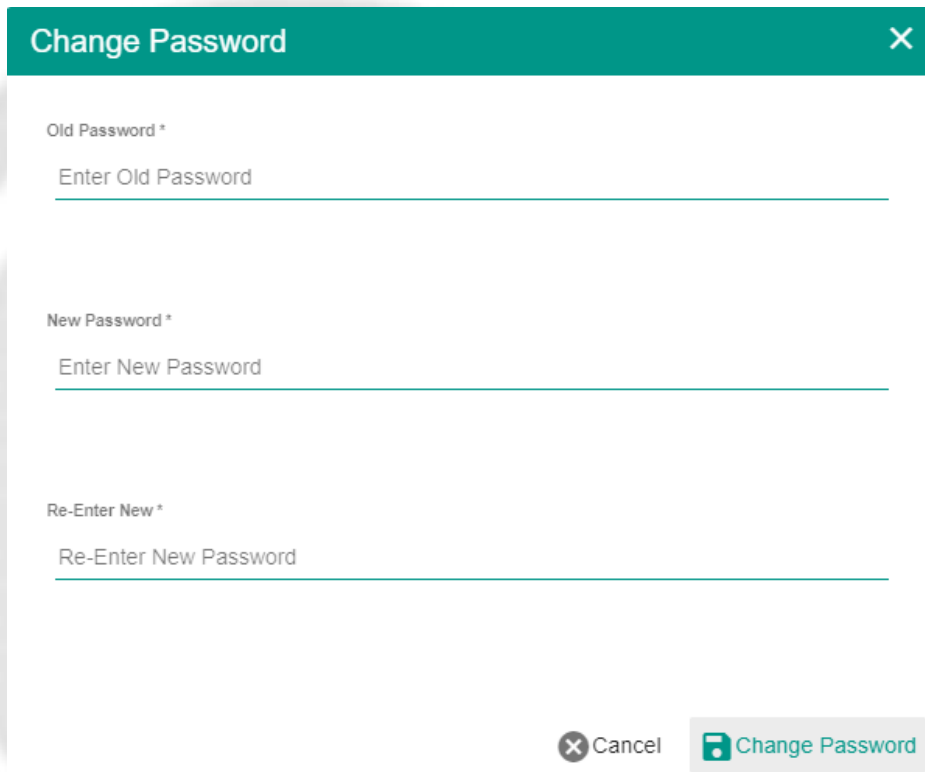
[Register Parent Account](#)

 **FOCALPOINTK12** Contact Us : 866-377-4265
Email : support@FocalPointK12.com

[Privacy Policy](#)

Logging Into FocalPoint

- 3 Enter in the unique username and temporary password provided, and select 'Sign In'
- 4 The user will be required to change their password. Type in the temporary password, the desired New Password, and re-enter the desired New Password. Click 'Change Password'



The image shows a 'Change Password' dialog box with a teal header bar containing the title 'Change Password' and a close button (X). The dialog contains three text input fields, each with a label and a placeholder text:

- Old Password ***: Placeholder text 'Enter Old Password'.
- New Password ***: Placeholder text 'Enter New Password'.
- Re-Enter New ***: Placeholder text 'Re-Enter New Password'.

At the bottom right of the dialog, there are two buttons: a 'Cancel' button with a close icon (X) and a 'Change Password' button with a save icon (floppy disk).

- 5 Users will now see the LearningTree home page, and will use their original username and New Password for future logins.